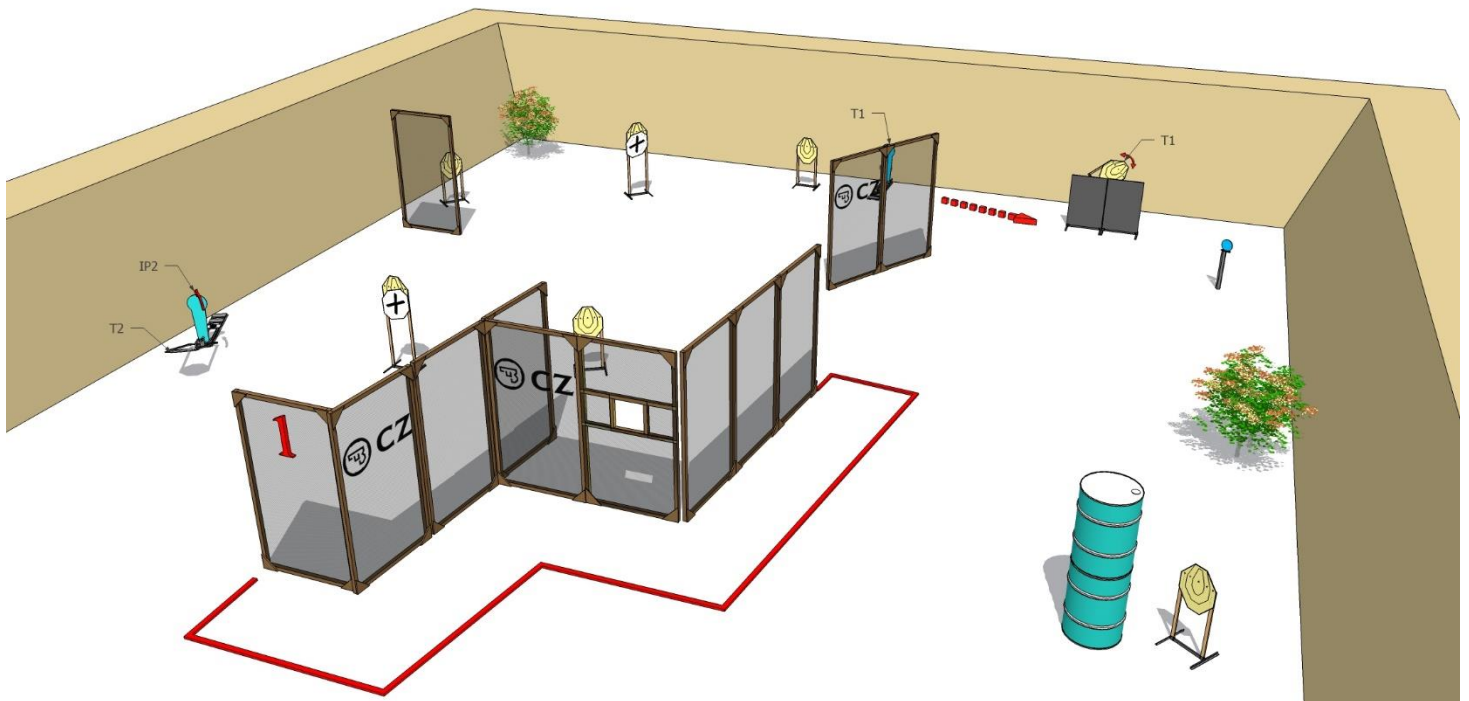


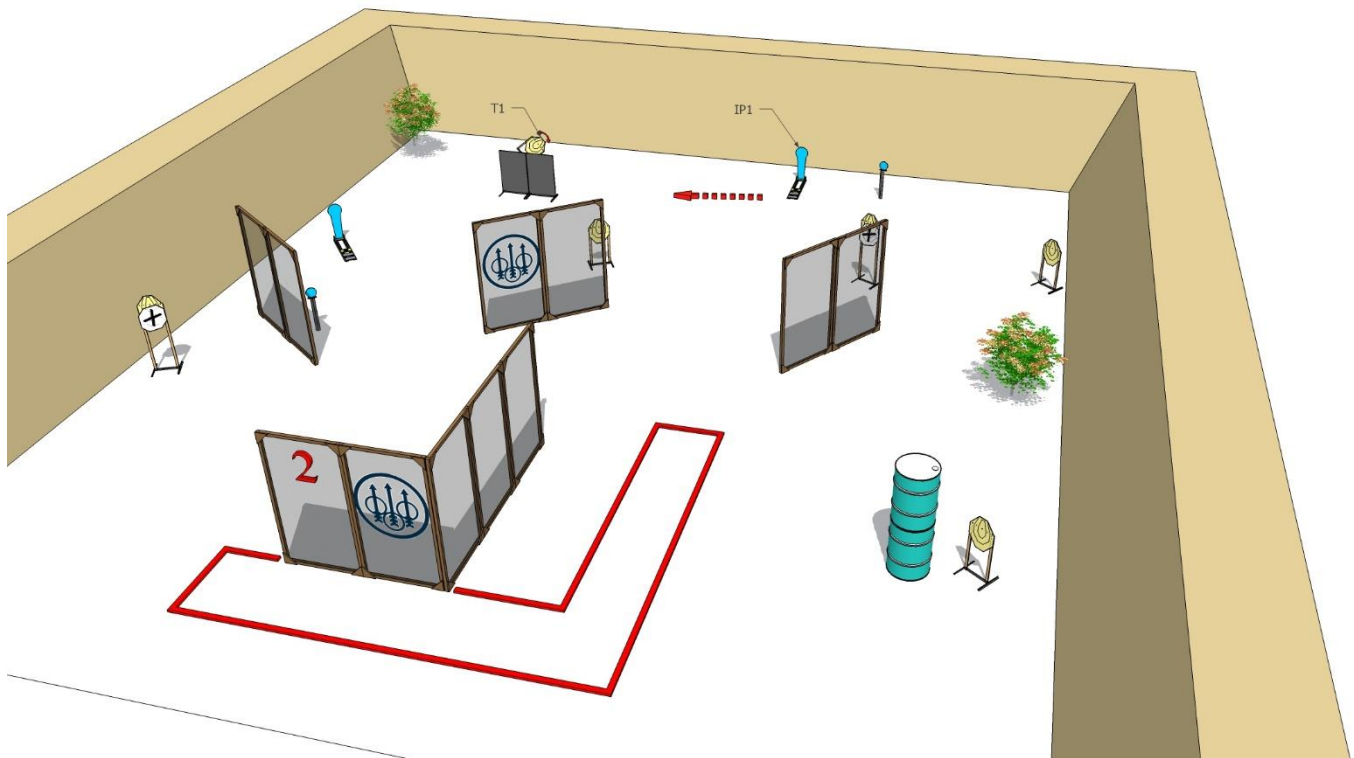
Stage 1

Targets:	8 IPSC Targets, 2 IPSC Poppers, 1 IPSC metal plate
Number of rounds to be scored:	19
Start position:	Standing anywhere within designated area
Handgun Ready Condition:	
Time starts:	Audible
Procedure:	After start signal engage all the targets from designated area. IP1 activate target T1, IP2 activate T2. All moving targets stays visible at end of their movement
Safety angles:	90 degrees left/right and top of the backstop



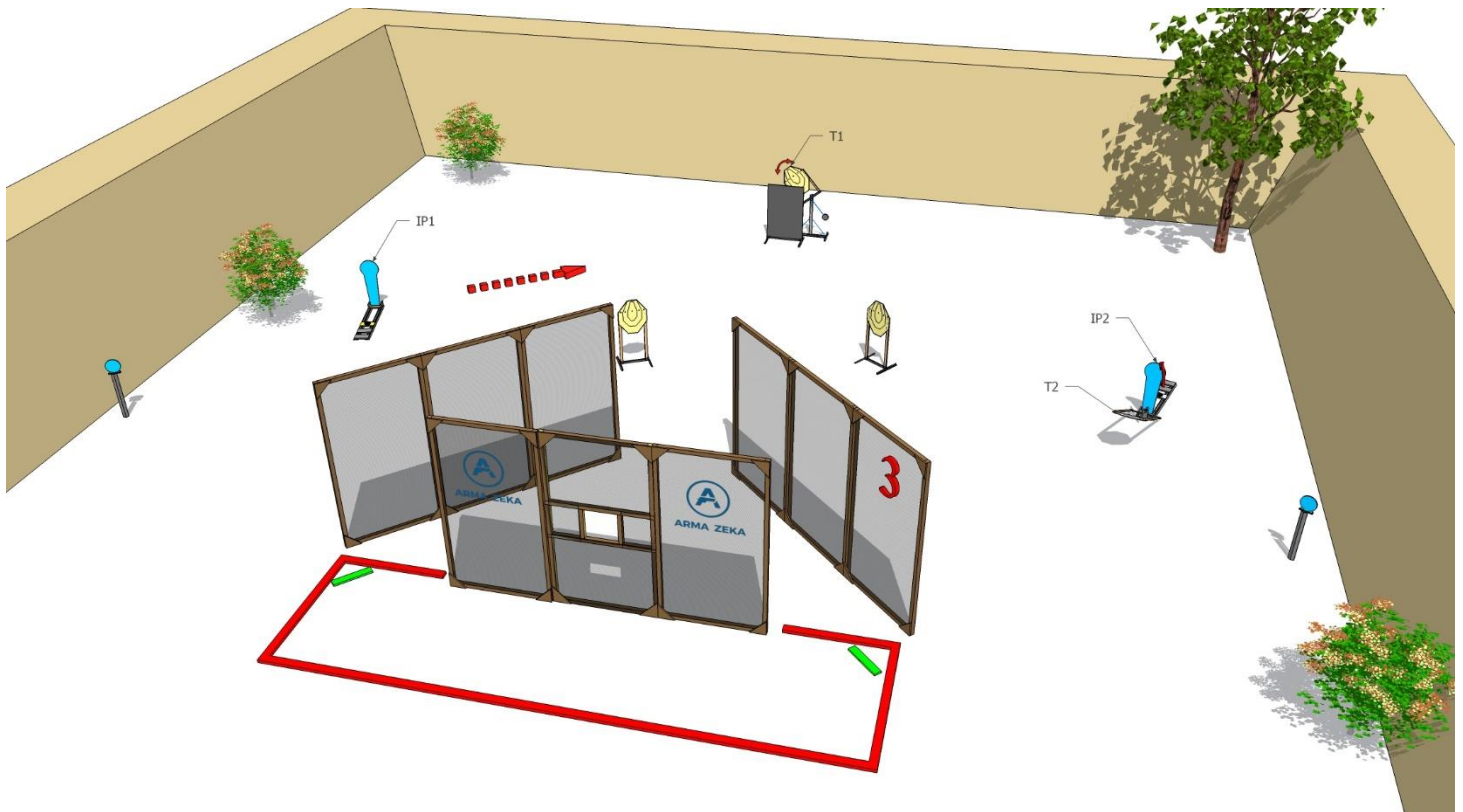
Stage 2

Targets:	6 IPSC Targets, 2 IPSC Poppers, 2 IPSC metal plates
Number of rounds to be scored:	16
Start position:	Standing anywhere within designated area
Handgun Ready Condition:	
Time starts:	Audible
Procedure:	After start signal engage all the targets from designated area. IP1 activate target T1. All moving targets stays visible at end of their movement.
Safety angles:	90 degrees left/right and top of the backstop



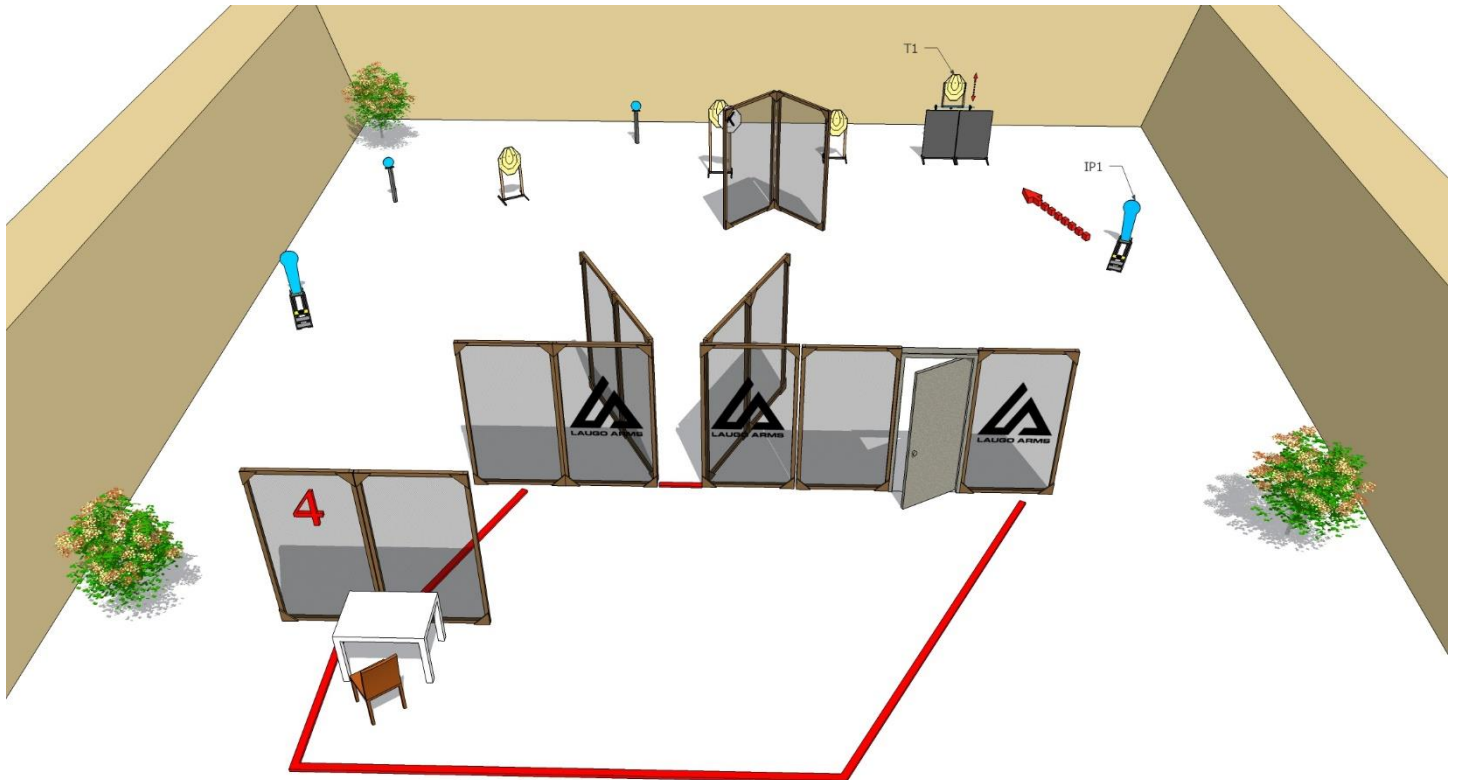
Stage 3

Targets:	4 IPSC Targets, 2 IPSC poppers, 2 IPSC metal plates
Number of rounds to be scored:	12
Start position:	Standing at marks as RO demonstrated
Handgun Ready Condition:	
Time starts:	Audible
Procedure:	After start signal engage all the targets from designated area. IP1 activate target T1. IP2 activate T2. All moving targets stays visible at end of their movement
Safety angles:	90 degrees left/right and top of the backstop



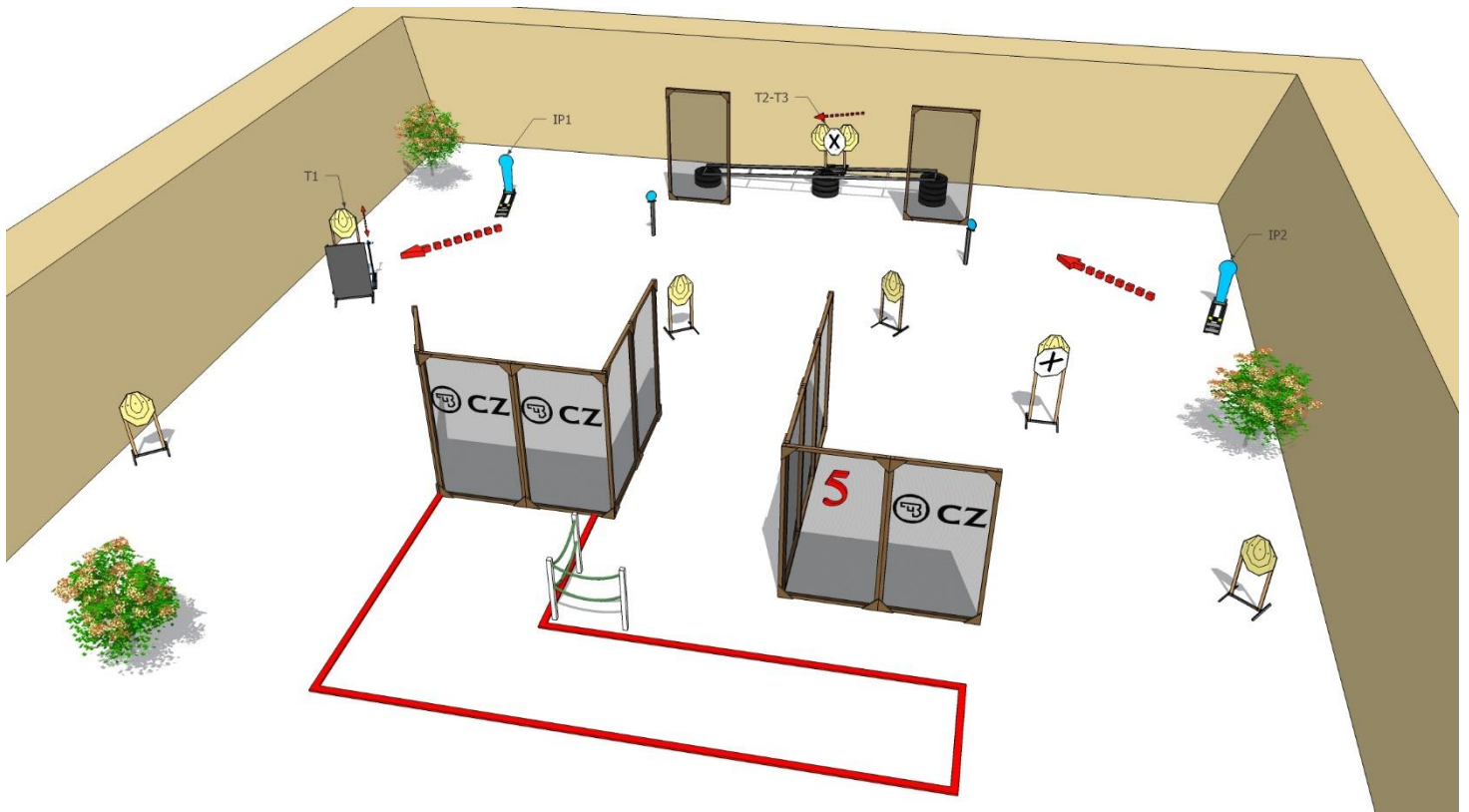
Stage 4

Targets:	4 IPSC Targets, 2 IPSC poppers, 2 IPSC metal plates
Number of rounds to be scored:	12
Start position:	Sitting on a chair as RO demonstrated
Handgun Ready Condition:	Laying on the table, mags inserted, chamber empty
Time starts:	Audible
Procedure:	After start signal engage all the targets from designated area. IP1 activate target T1. All moving targets stays visible at end of their movement.
Safety angles:	90 degrees left/right and top of the backstop



Stage 5

Targets:	8 IPSC Targets, 2 IPSC poppers, 2 IPSC metal plates
Number of rounds to be scored:	20
Start position:	Standing anywhere within designated area
Handgun Ready Condition:	
Time starts:	Audible
Procedure:	After start signal engage all the targets from designated area. IP1 activate target T1. IP2 activate T2-T3. All moving targets stays visible at end of their movement
Safety angles:	90 degrees left/right and top of the backstop



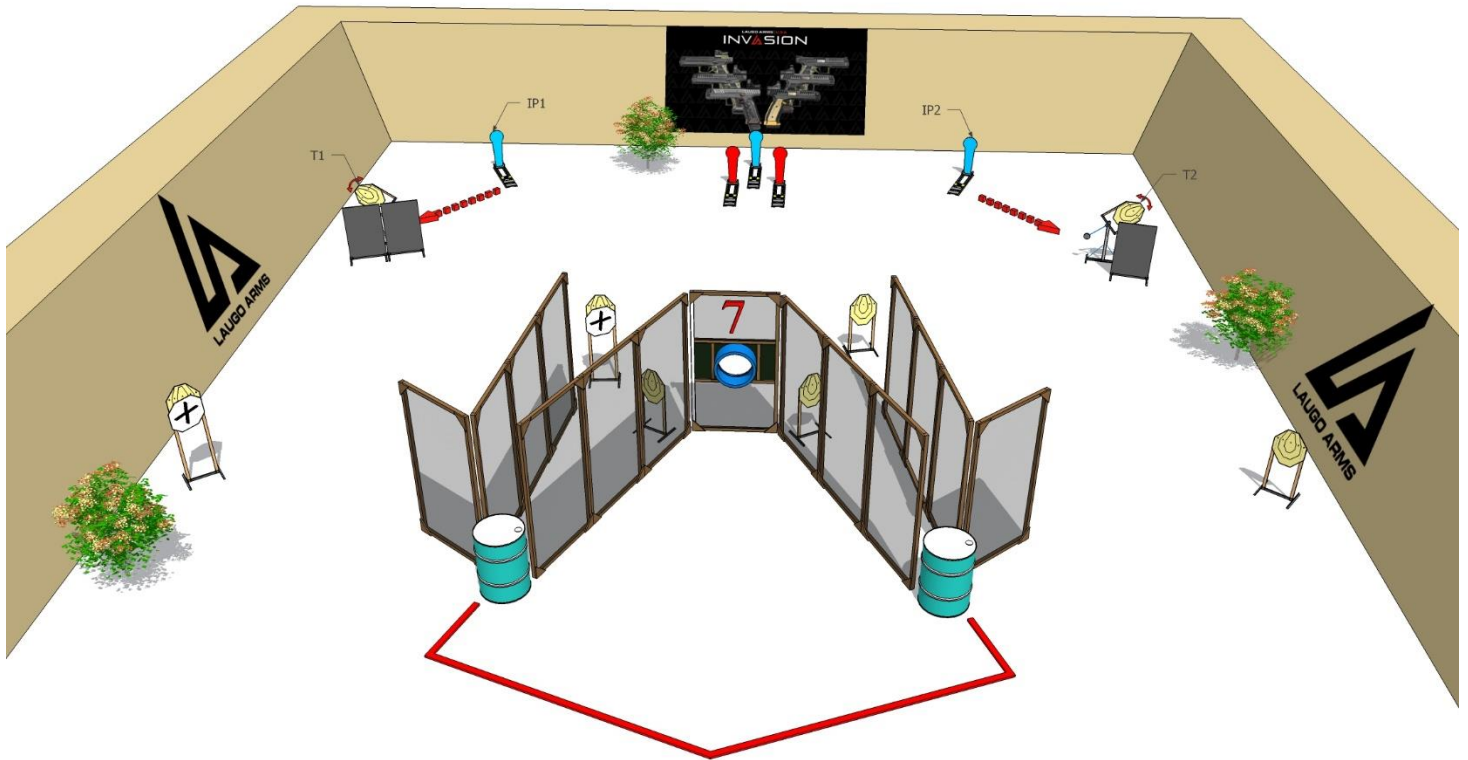
Stage 6

Targets:	7 IPSC Targets, 3 IPSC poppers, 2 IPSC metal plates
Number of rounds to be scored:	19
Start position:	Standing anywhere within designated area
Handgun Ready Condition:	
Time starts:	Audible
Procedure:	After start signal engage all the targets from designated area. IP1 activate target T1. All moving targets stays visible at end of their movement
Safety angles:	90 degrees left/right and top of the backstop



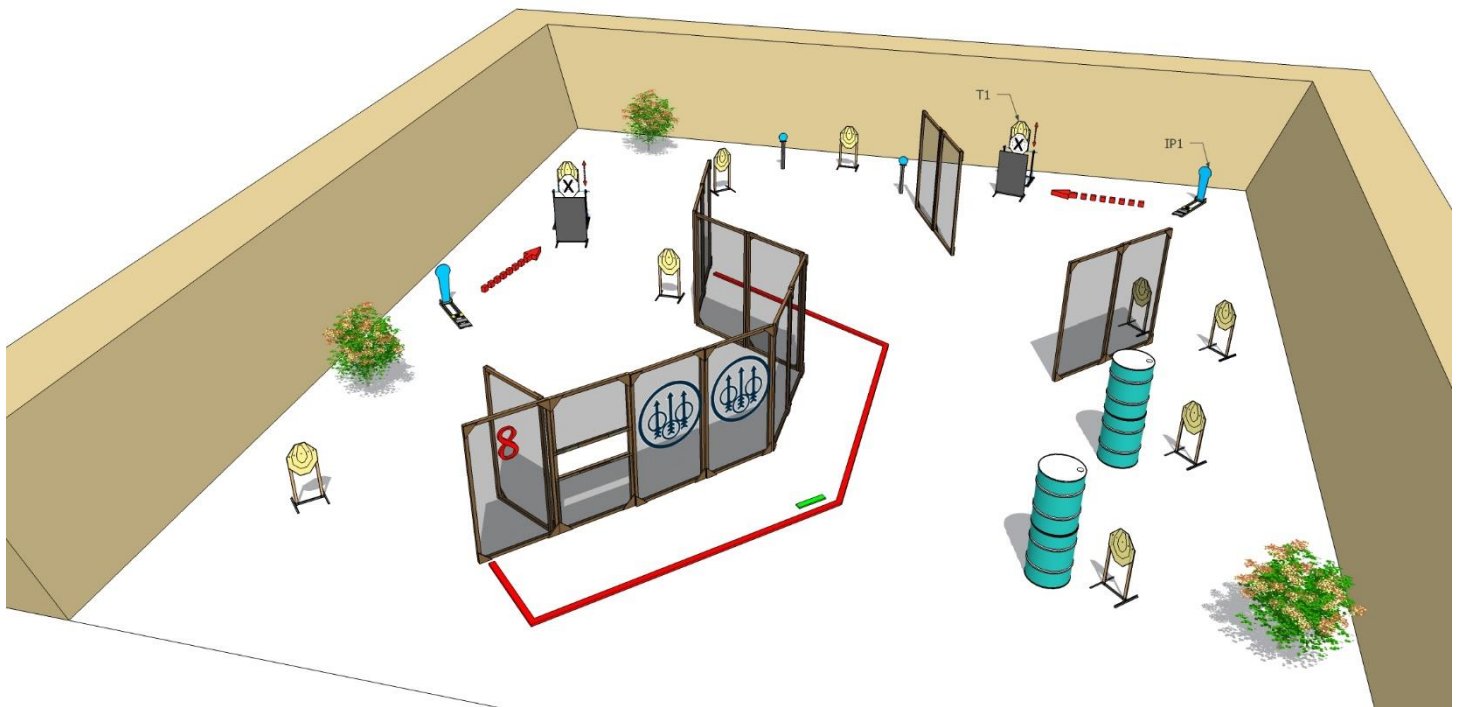
Stage 7

Targets:	8 IPSC Targets, 3 IPSC poppers
Number of rounds to be scored:	19
Start position:	Standing anywhere within designated area
Handgun Ready Condition:	
Time starts:	Audible
Procedure:	After start signal engage all the targets from designated area. IP1 activate target T1, IP2 activate T2. All moving targets stays visible at end of their movement
Safety angles:	90 degrees left/right and top of the backstop



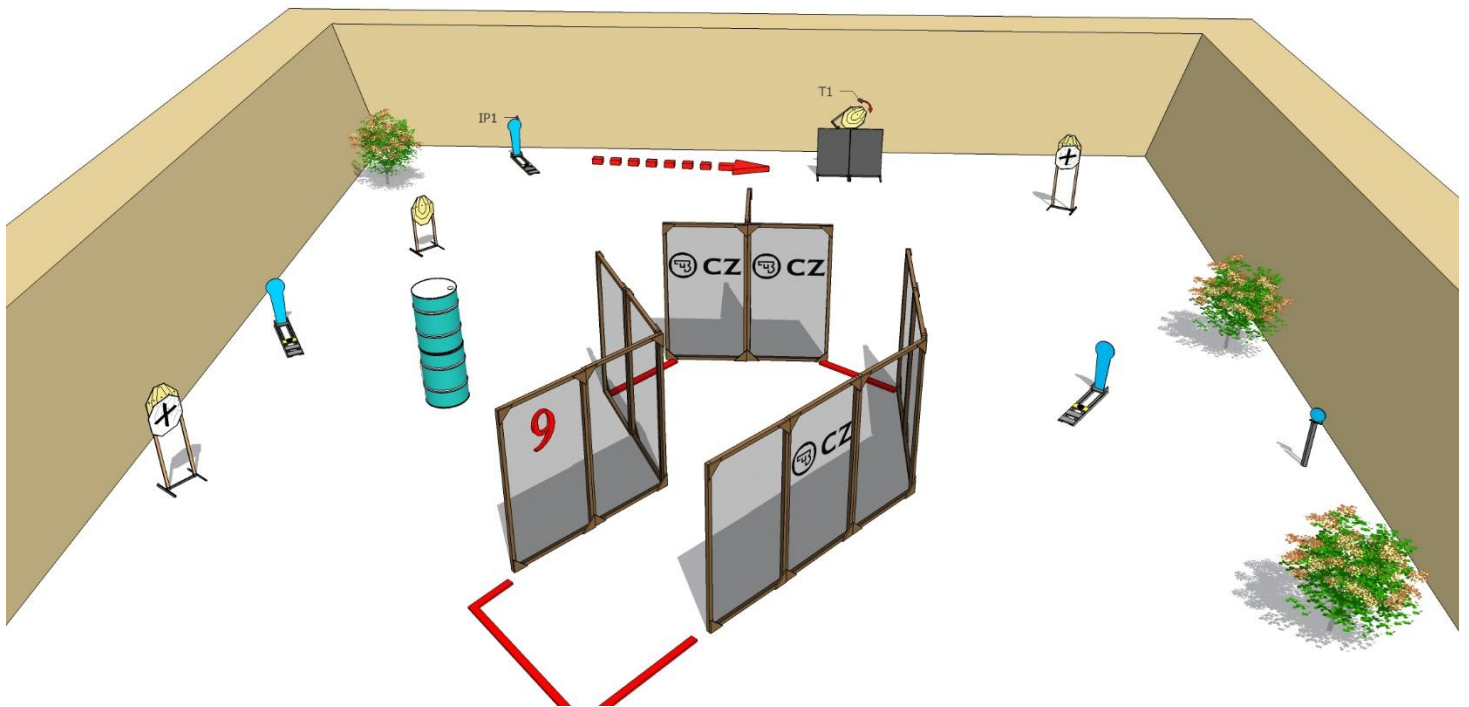
Stage 8

Targets:	10 IPSC Targets, 2 IPSC poppers, 2 IPSC metal plates
Number of rounds to be scored:	24
Start position:	Standing at marks as RO demonstrated
Handgun Ready Condition:	
Time starts:	Audible
Procedure:	After start signal engage all the targets from designated area. IP1 activate target T1. IP2 activate T2. All moving targets stays visible at end of their movement
Safety angles:	90 degrees left/right and top of the backstop



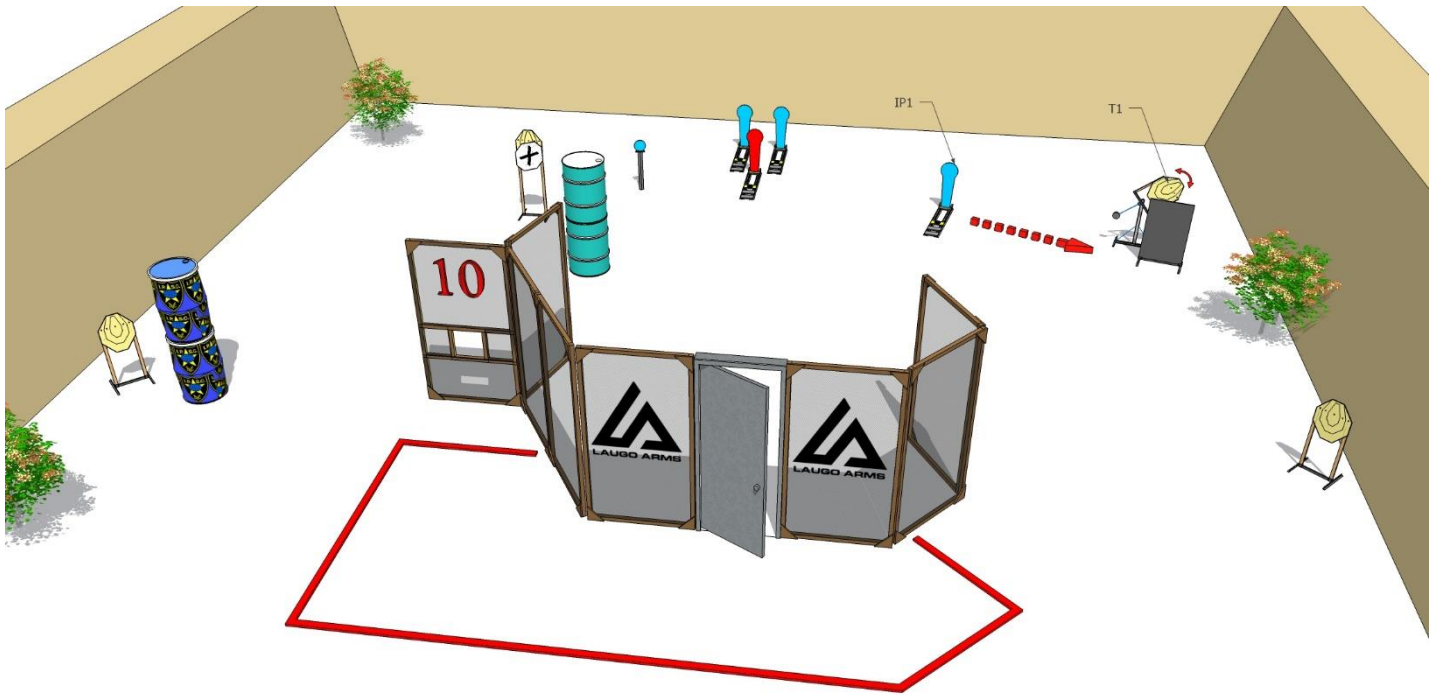
Stage 9

Targets:	4 IPSC Targets, 3 IPSC poppers, 1 IPSC metal plate
Number of rounds to be scored:	12
Start position:	Standing anywhere within designated area
Handgun Ready Condition:	
Time starts:	Audible
Procedure:	After start signal engage all the targets from designated area. IP1 activate target T1. All moving targets stays visible at end of their movement
Safety angles:	90 degrees left/right and top of the backstop



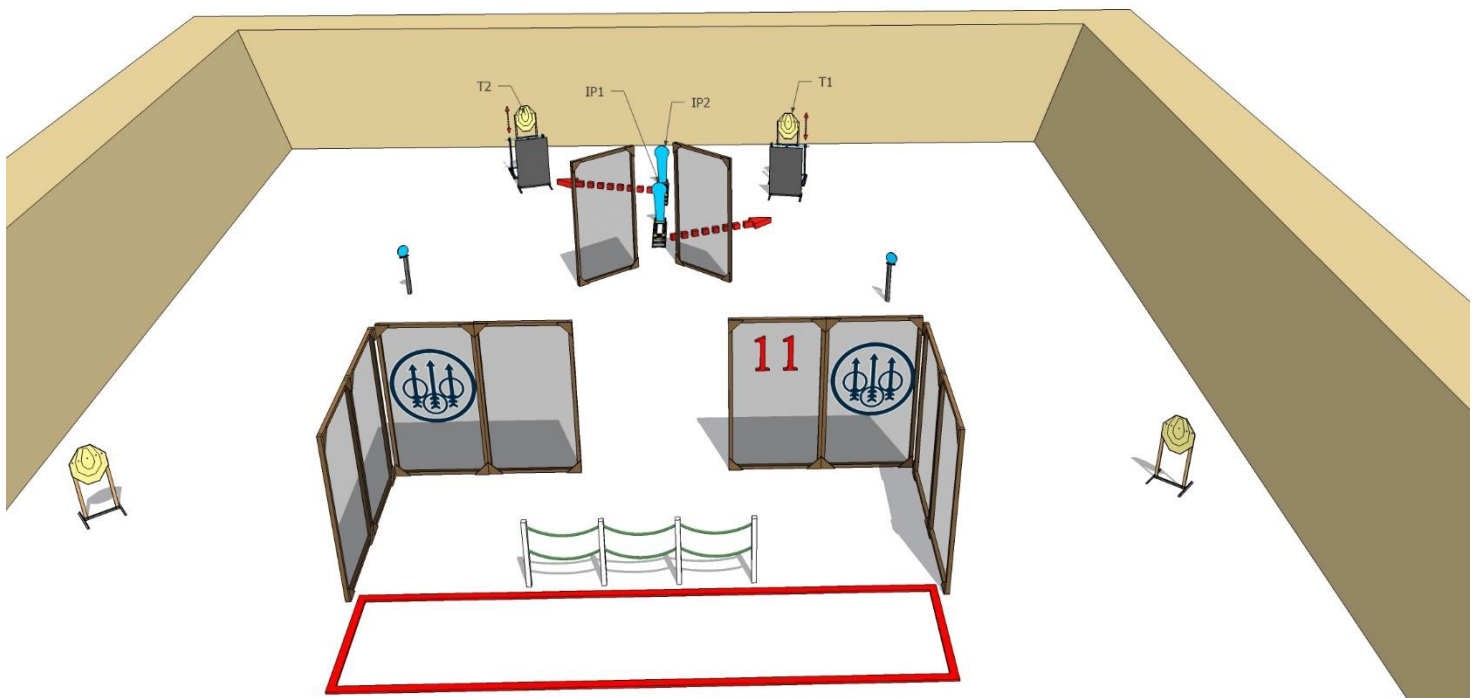
Stage 10

Targets:	4 IPSC Targets, 3 IPSC poppers, 1 IPSC metal plate
Number of rounds to be scored:	12
Start position:	Standing anywhere within designated area
Handgun Ready Condition:	
Time starts:	Audible
Procedure:	After start signal engage all the targets from designated area. IP1 activate target T1. All moving targets stays visible at end of their movement
Safety angles:	90 degrees left/right and top of the backstop



Stage 11

Targets:	4 IPSC Targets, 2 IPSC poppers, 2 IPSC metal plates
Number of rounds to be scored:	12
Start position:	Standing anywhere within designated area
Handgun Ready Condition:	
Time starts:	Audible
Procedure:	After start signal engage all the targets from designated area. IP1 activate T1. IP2 activate T2. All moving targets stays visible at end of their movement
Safety angles:	90 degrees left/right and top of the backstop



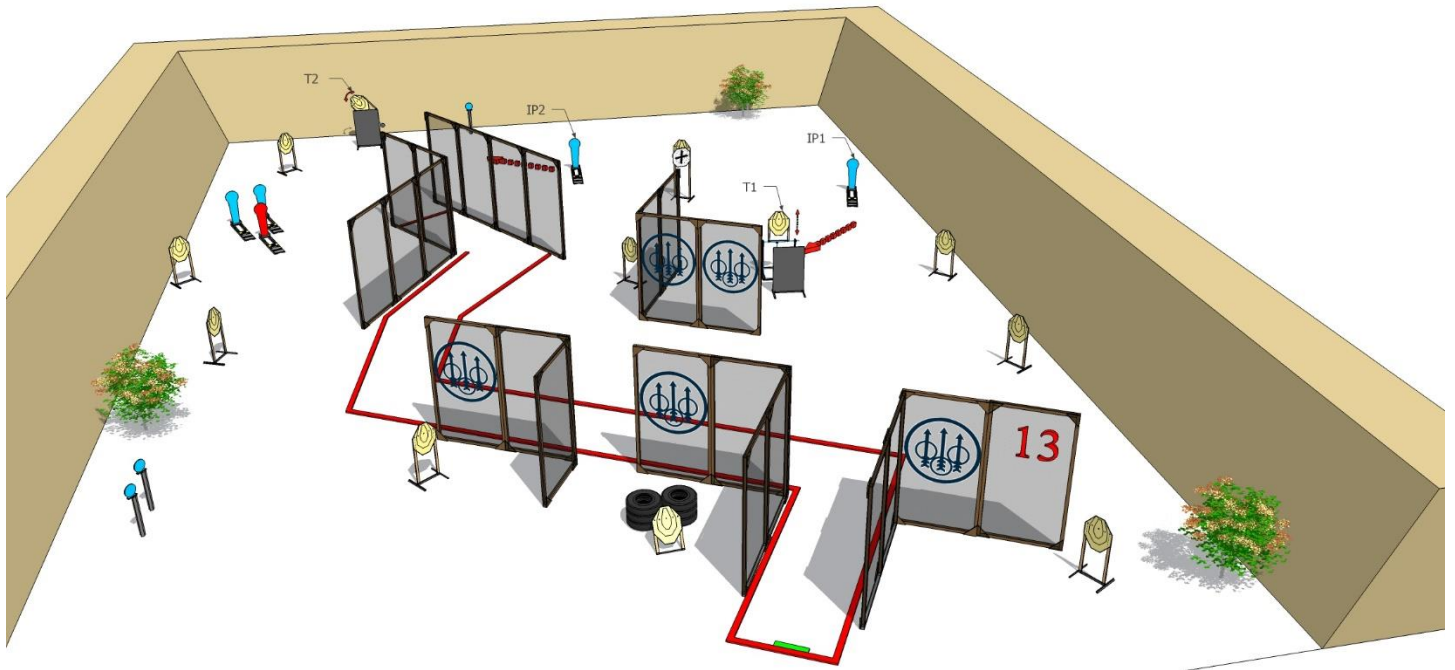
Stage 12

Targets:	8 IPSC Targets, 1 IPSC popper, 2 IPSC metal plates
Number of rounds to be scored:	19
Start position:	Sitting on a chair as RO demonstrated
Handgun Ready Condition:	Laying on the table, unloaded - chamber and magwell empty, all mags on the table
Time starts:	Audible
Procedure:	After start signal engage all the targets from designated area. IP1 activate target T1 and T2. All moving targets stays visible at end of their movement
Safety angles:	90 degrees left/right and top of the backstop



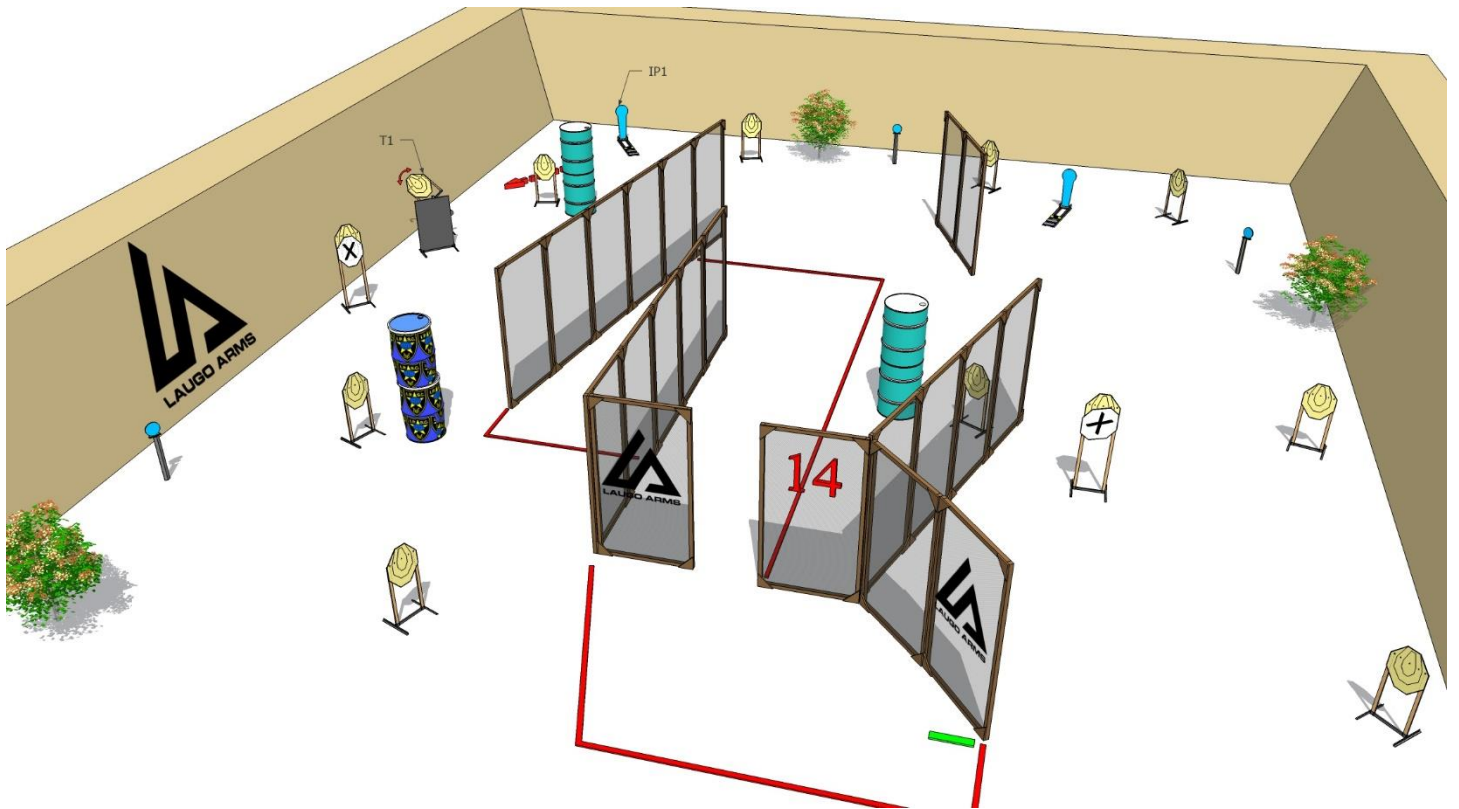
Stage 13

Targets:	13 IPSC Targets, 4 IPSC poppers, 1 IPSC metal plate
Number of rounds to be scored:	31
Start position:	Standing at marks as RO demonstrated
Handgun Ready Condition:	
Time starts:	Audible
Procedure:	After start signal engage all the targets from designated area. IP1 activate target T1, IP2 activate T2. All moving targets stays visible at end of their movement
Safety angles:	90 degrees left/right and top of the backstop



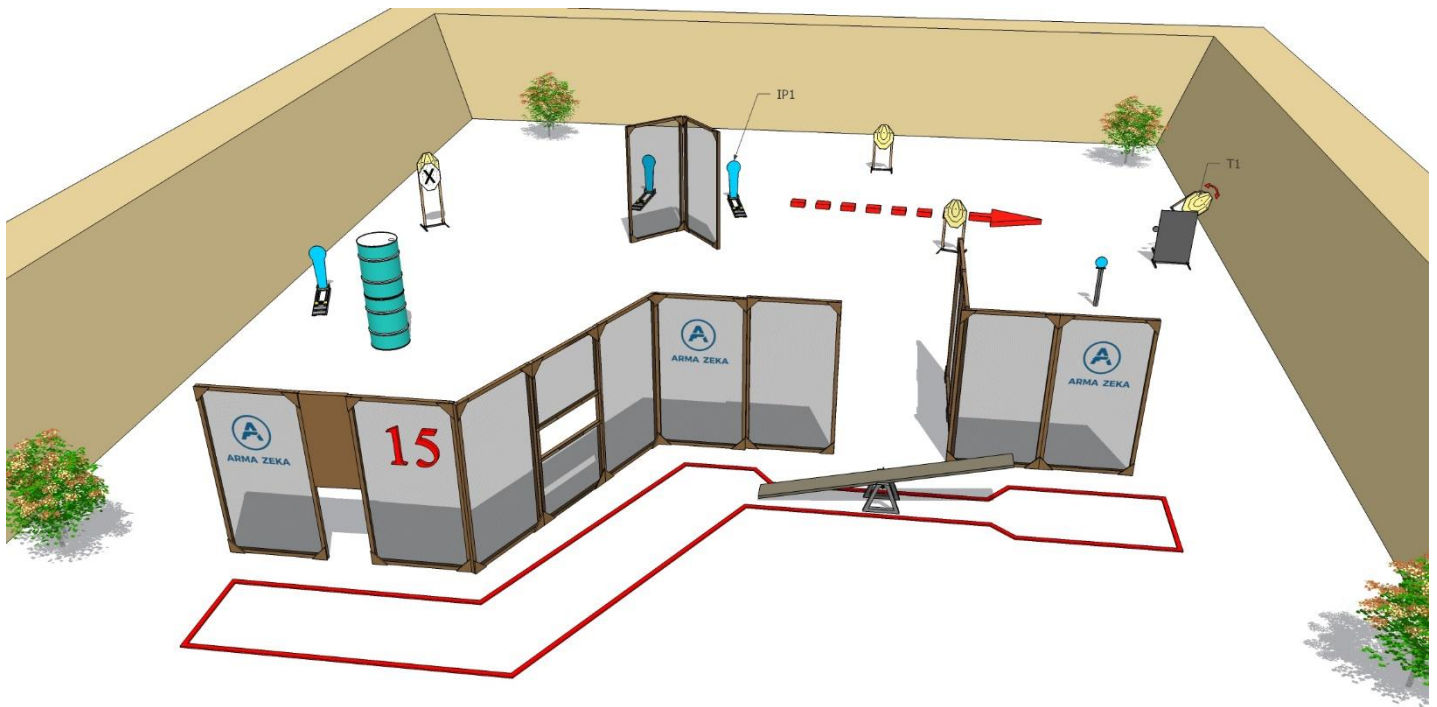
Stage 14

Targets:	12 IPSC Targets, 2 IPSC poppers, 3 IPSC metal plates
Number of rounds to be scored:	29
Start position:	Standing at marks as RO demonstrated
Handgun Ready Condition:	
Time starts:	Audible
Procedure:	After start signal engage all the targets from designated area. IP1 activate target T1. All moving targets stays visible at end of their movement
Safety angles:	90 degrees left/right and top of the backstop



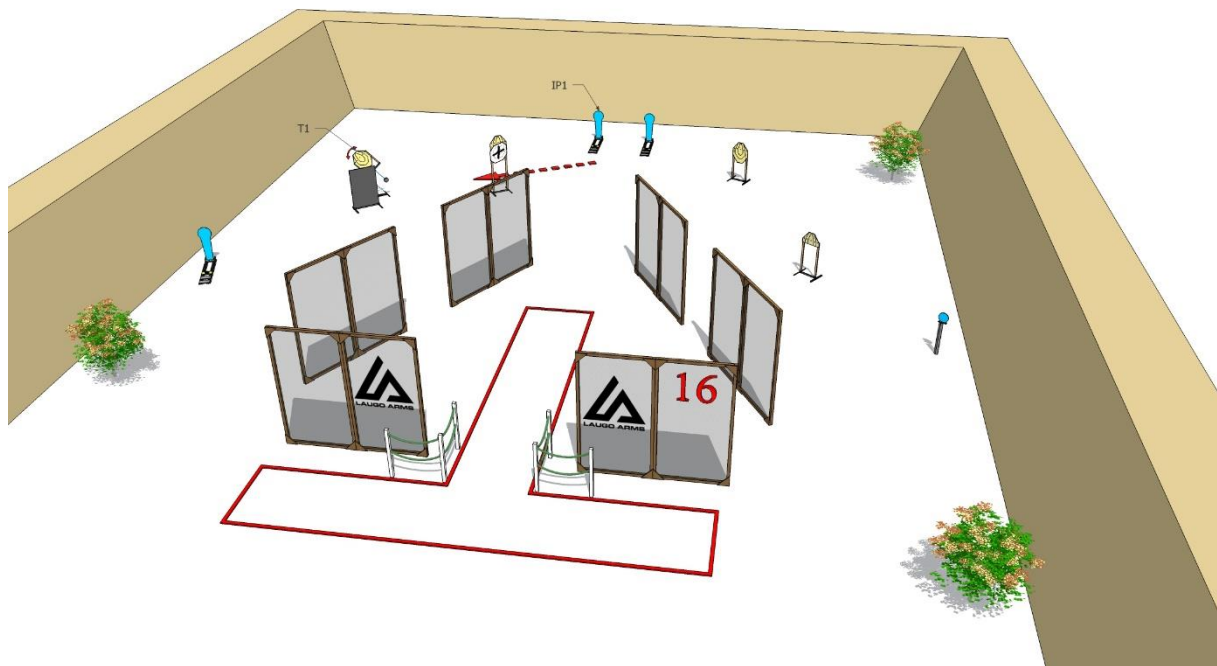
Stage 15

Targets:	4 IPSC Targets, 3 IPSC poppers, 1 IPSC metal plate
Number of rounds to be scored:	12
Start position:	Standing anywhere within designated area
Handgun Ready Condition:	
Time starts:	Audible
Procedure:	After start signal engage all the targets from designated area. IP1 activate target T1. All moving targets stays visible at end of their movement
Safety angles:	90 degrees left/right and top of the backstop



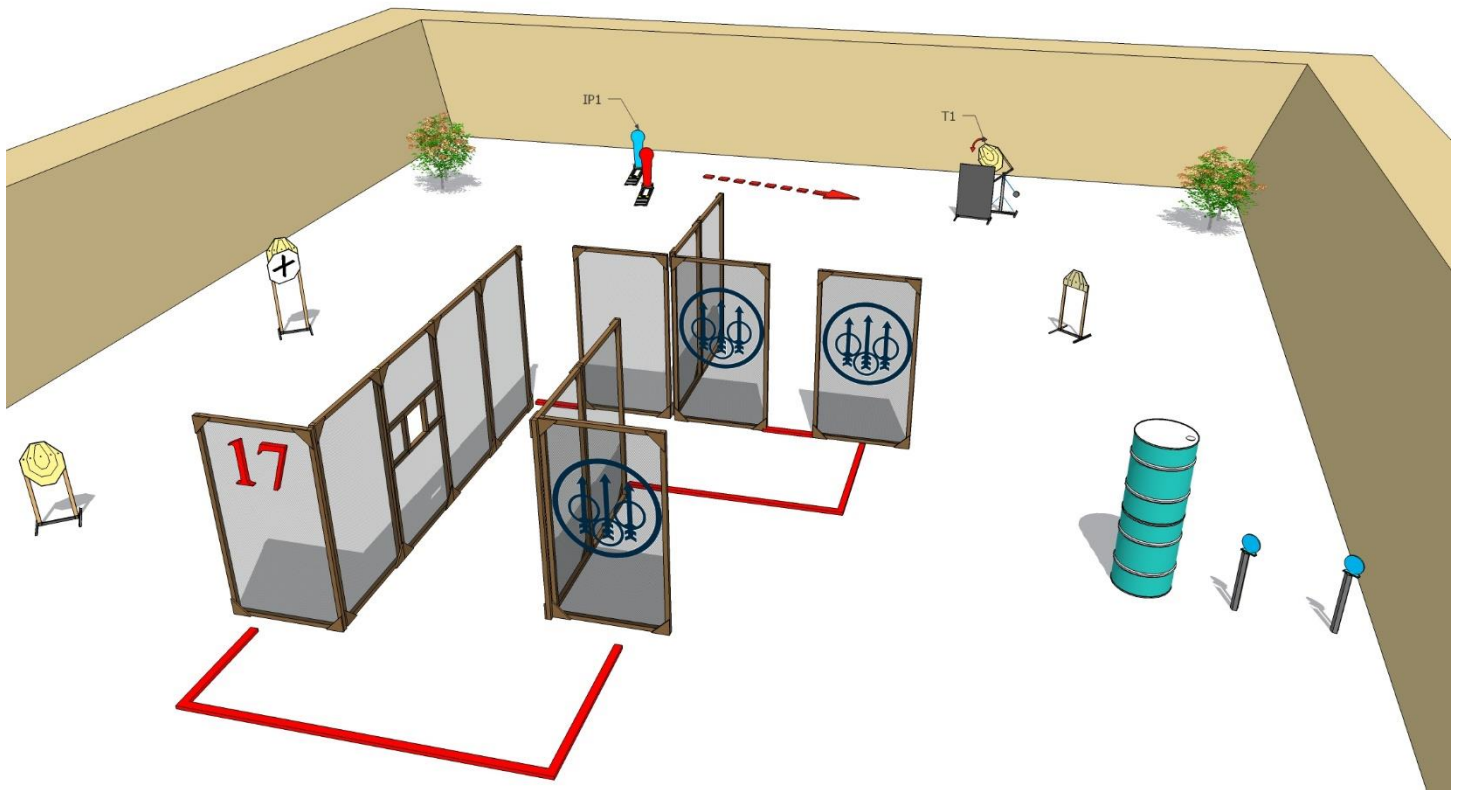
Stage 16

Targets:	4 IPSC Targets, 3 IPSC poppers, 1 IPSC metal plate
Number of rounds to be scored:	12
Start position:	Standing anywhere within designated area
Handgun Ready Condition:	
Time starts:	Audible
Procedure:	After start signal engage all the targets from designated area. IP1 activate target T1. All moving targets stays visible at end of their movement.
Safety angles:	90 degrees left/right and top of the backstop



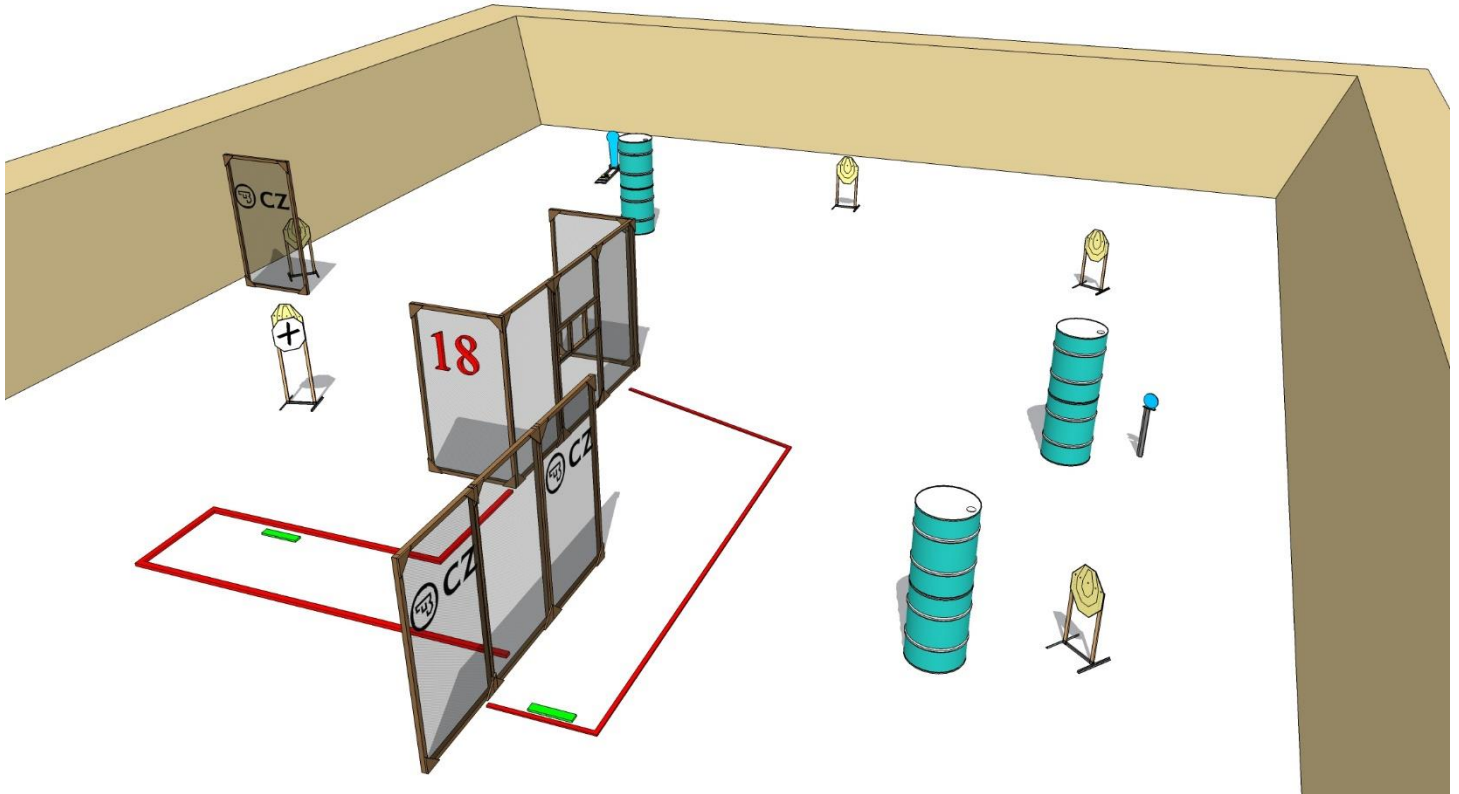
Stage 17

Targets:	4 IPSC Targets, 1 IPSC popper, 2 IPSC metal plates
Number of rounds to be scored:	11
Start position:	Standing anywhere within designated area
Handgun Ready Condition:	
Time starts:	Audible
Procedure:	After start signal engage all the targets from designated area. IP1 activate target T1. All moving targets stays visible at end of their movement
Safety angles:	90 degrees left/right and top of the backstop



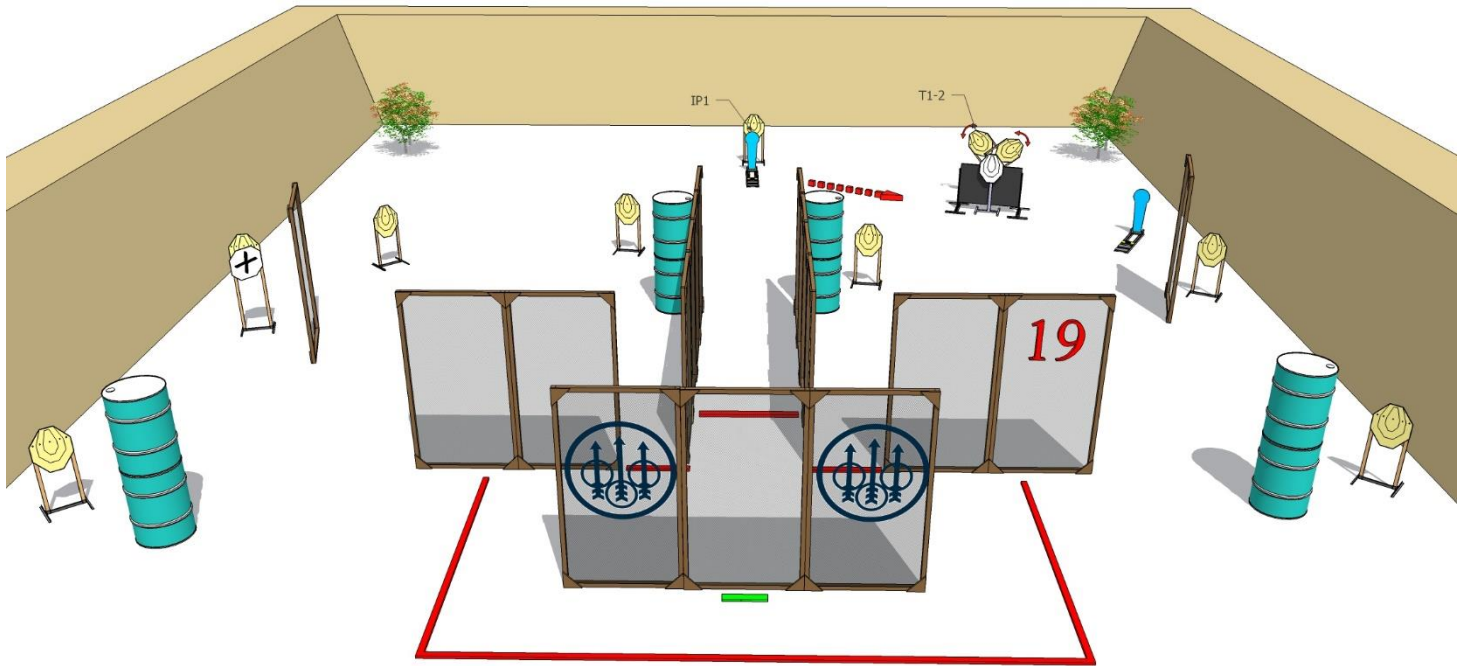
Stage 18

Targets:	5 IPSC Targets, 1 IPSC metal plate, 1 IPSC popper
Number of rounds to be scored:	12
Start position:	Standing at marks as RO demonstrated (left or right)
Handgun Ready Condition:	
Time starts:	Audible
Procedure:	After start signal engage all the targets from designated area.
Safety angles:	90 degrees left/right and top of the backstop



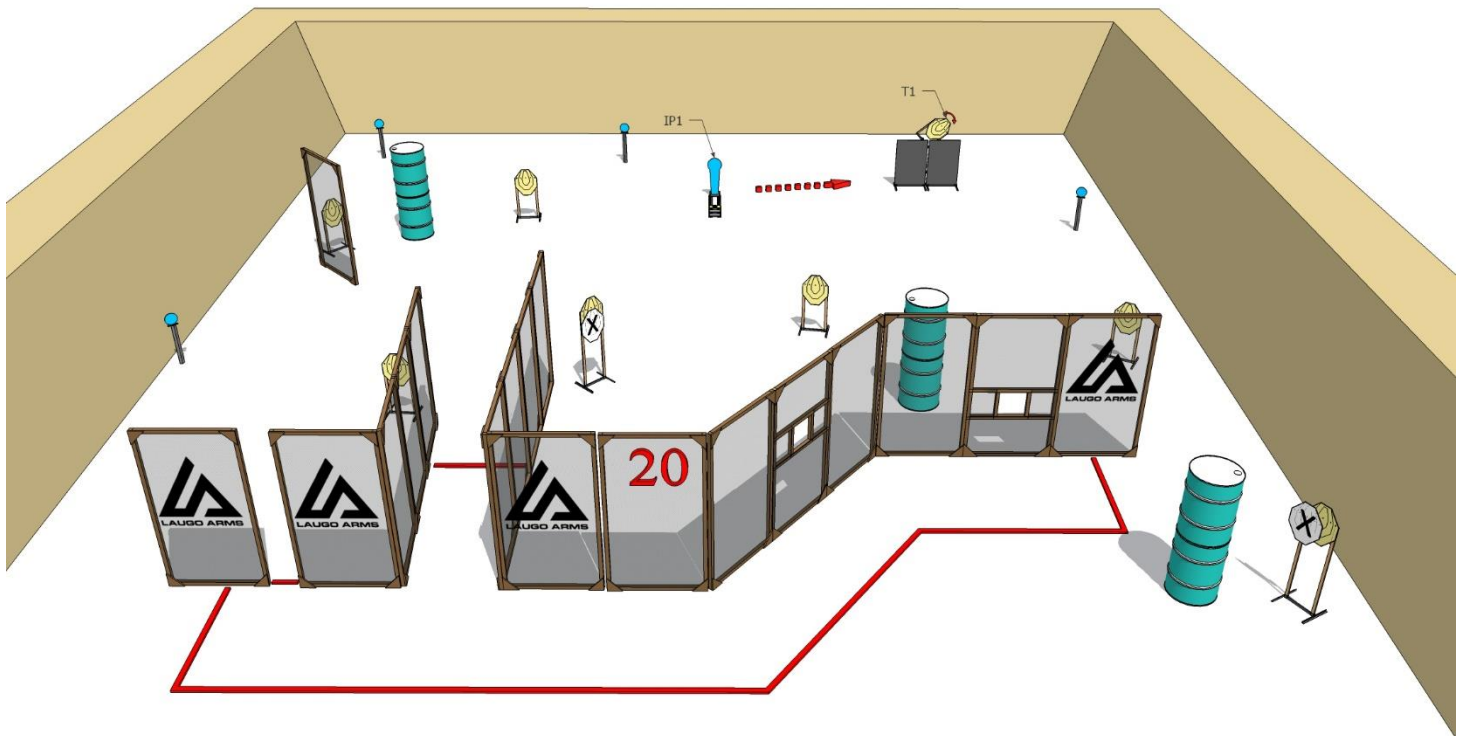
Stage 19

Targets:	10 IPSC Targets, 2 IPSC poppers
Number of rounds to be scored:	22
Start position:	Standing at marks as RO demonstrated
Handgun Ready Condition:	
Time starts:	Audible
Procedure:	After start signal engage all the targets from designated area. IP1 activate target T1 and T2. All moving targets stays visible at end of their movement
Safety angles:	90 degrees left/right and top of the backstop



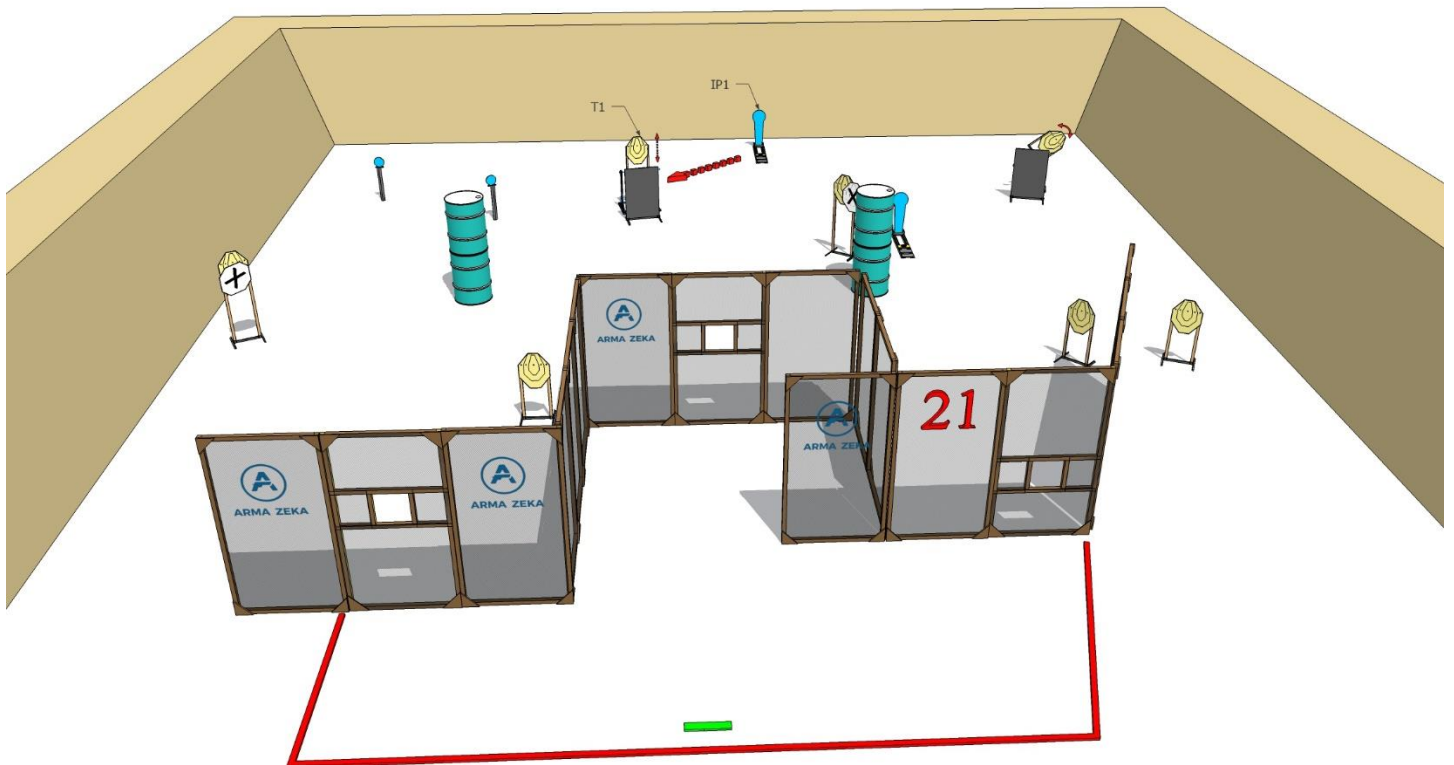
Stage 20

Targets:	8 IPSC Targets, 1 IPSC popper, 4 IPSC metal plates
Number of rounds to be scored:	21
Start position:	Standing anywhere within designated area
Handgun Ready Condition:	
Time starts:	Audible
Procedure:	After start signal engage all the targets from designated area. IP1 activate target T1. All moving targets stays visible at end of their movement
Safety angles:	90 degrees left/right and top of the backstop



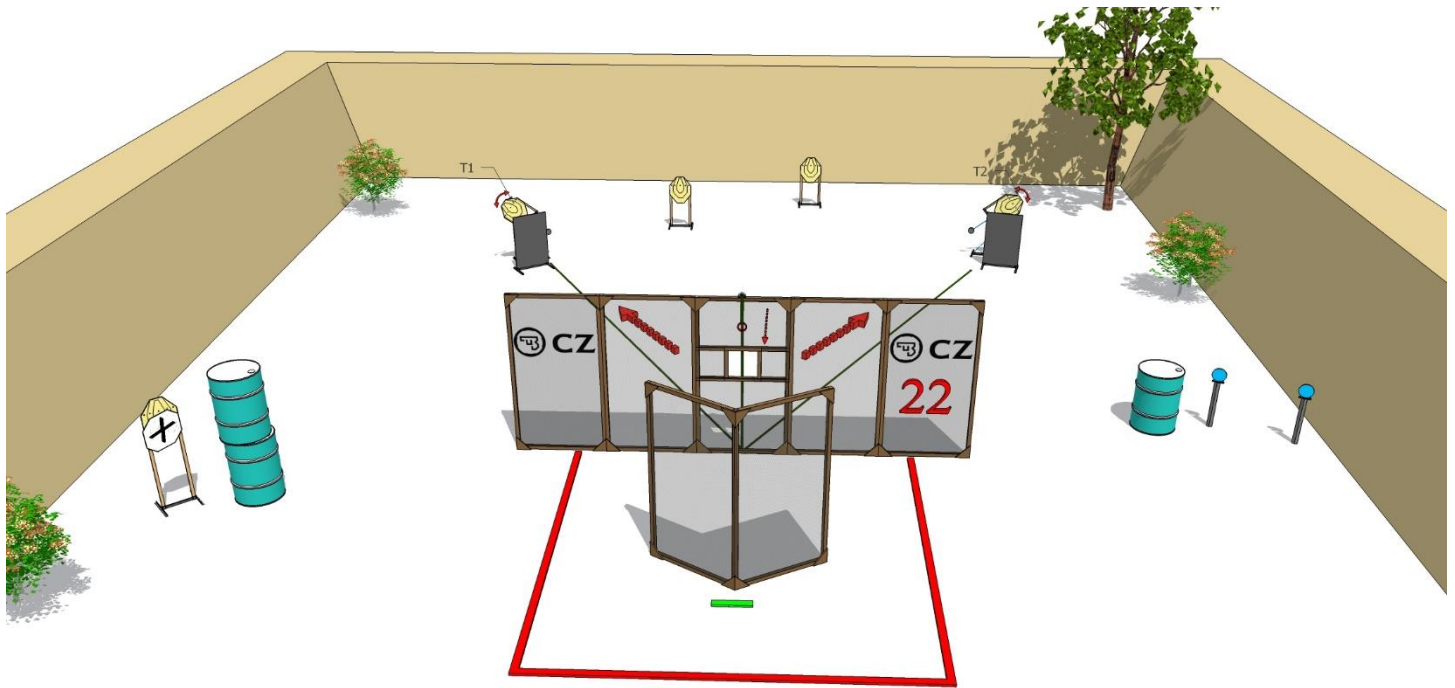
Stage 21

Targets:	7 IPSC Targets, 2 IPSC poppers, 2 IPSC metal plates
Number of rounds to be scored:	18
Start position:	Standing at marks as RO demonstrated
Handgun Ready Condition:	
Time starts:	Audible
Procedure:	After start signal engage all the targets from designated area. IP1 activate target T1.
Safety angles:	90 degrees left/right and top of the backstop



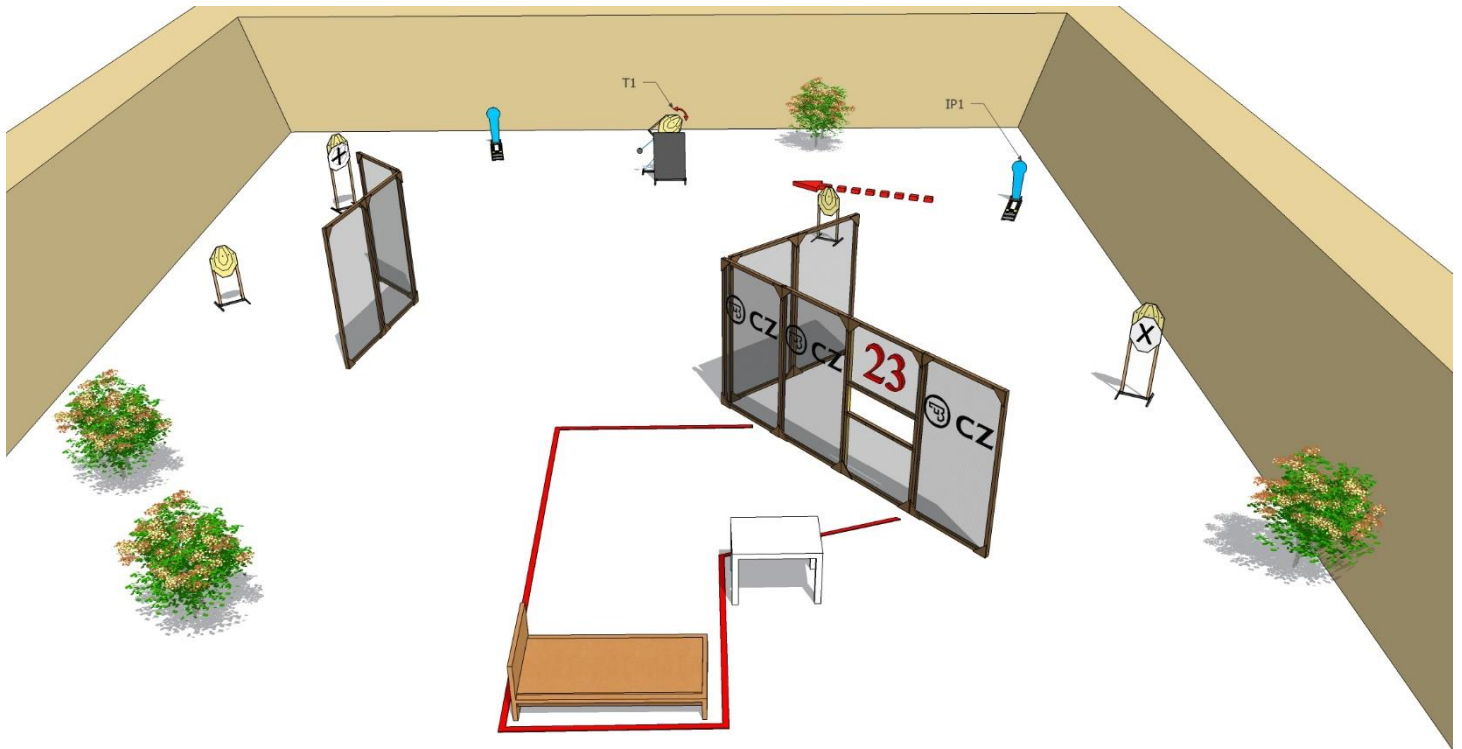
Stage 22

Targets:	5 IPSC Targets, 2 IPSC metal plates
Number of rounds to be scored:	12
Start position:	Standing at marks as RO demonstrated
Handgun Ready Condition:	
Time starts:	Audible
Procedure:	After start signal engage all the targets from designated area. Pulling the rope activates T1 and T1. All moving targets stays visible at end of their movement
Safety angles:	90 degrees left/right and top of the backstop



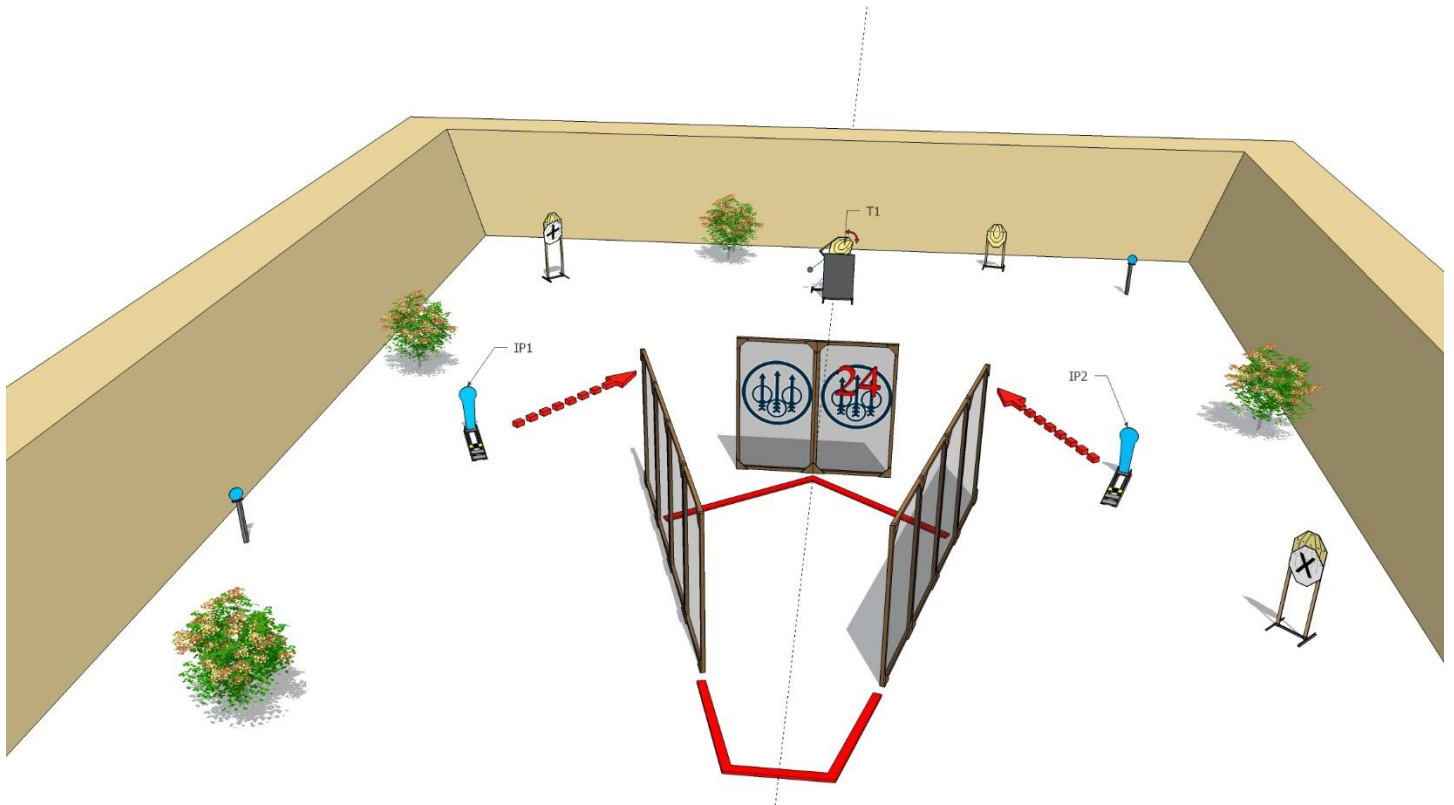
Stage 23

Targets:	5 IPSC Targets, 2 IPSC poppers
Number of rounds to be scored:	12
Start position:	The competitor is lying on the bed as RO demonstrated
Handgun Ready Condition:	Lying loaded on the table, muzzle downrange
Time starts:	Audible
Procedure:	After start signal engage all the targets from designated area. IP1 activate target T1.
Safety angles:	90 degrees left/right and top of the backstop



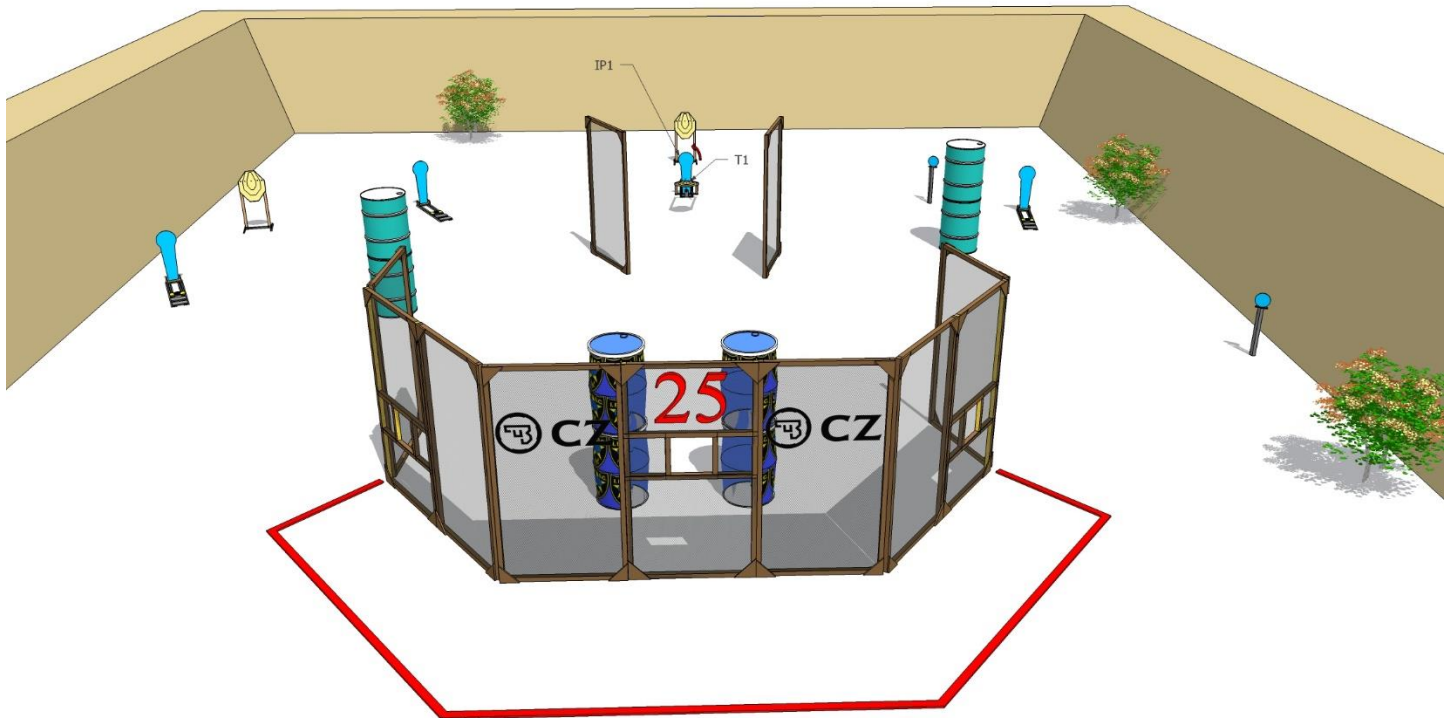
Stage 24

Targets:	4 IPSC Targets, 2 IPSC poppers, 2 IPSC Metal plates
Number of rounds to be scored:	12
Start position:	Standing anywhere within designated area
Handgun Ready Condition:	
Time starts:	Audible
Procedure:	After start signal engage all the targets from designated area. IP1 or IP2 activate target T1. All moving targets stays visible at end of their movement
Safety angles:	90 degrees left/right and top of the backstop



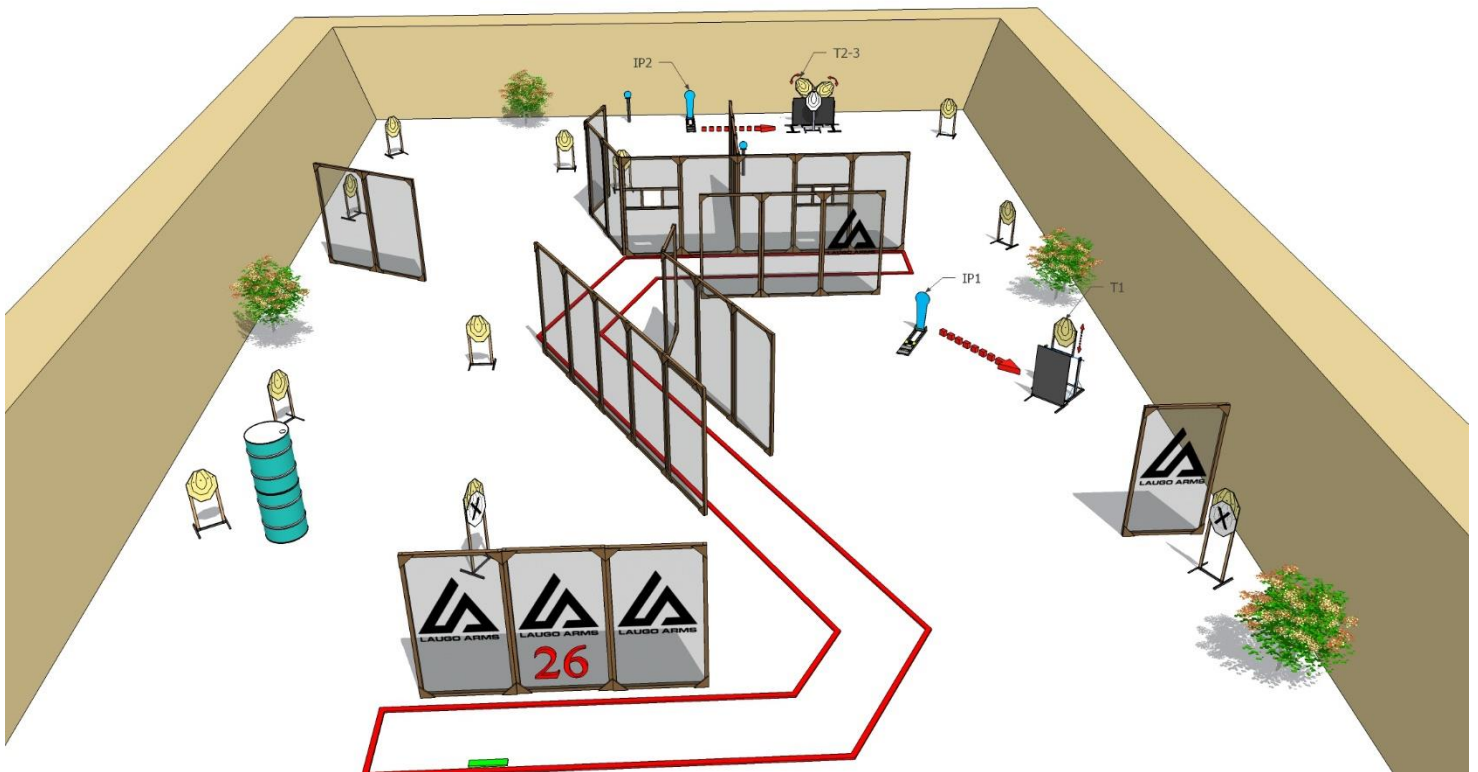
Stage 25

Targets:	3 IPSC Targets, 4 IPSC poppers, 2 IPSC metal plates
Number of rounds to be scored:	12
Start position:	Standing anywhere within designated area
Handgun Ready Condition:	
Time starts:	Audible
Procedure:	After start signal engage all the targets from designated area. IP1 activate target T1. All moving targets stays visible at end of their movement
Safety angles:	90 degrees left/right and top of the backstop



Stage 26

Targets:	14 IPSC Targets, 2 IPSC Metal Poppers, 2 IPSC metal plates
Number of rounds to be scored:	32
Start position:	Standing at marks as RO demonstrated
Handgun Ready Condition:	
Time starts:	Audible
Procedure:	After start signal engage all the targets from designated area. IP1 activate target T1. IP2 activate T2 and T3. All moving targets stays visible at end of their movement
Safety angles:	90 degrees left/right and top of the backstop



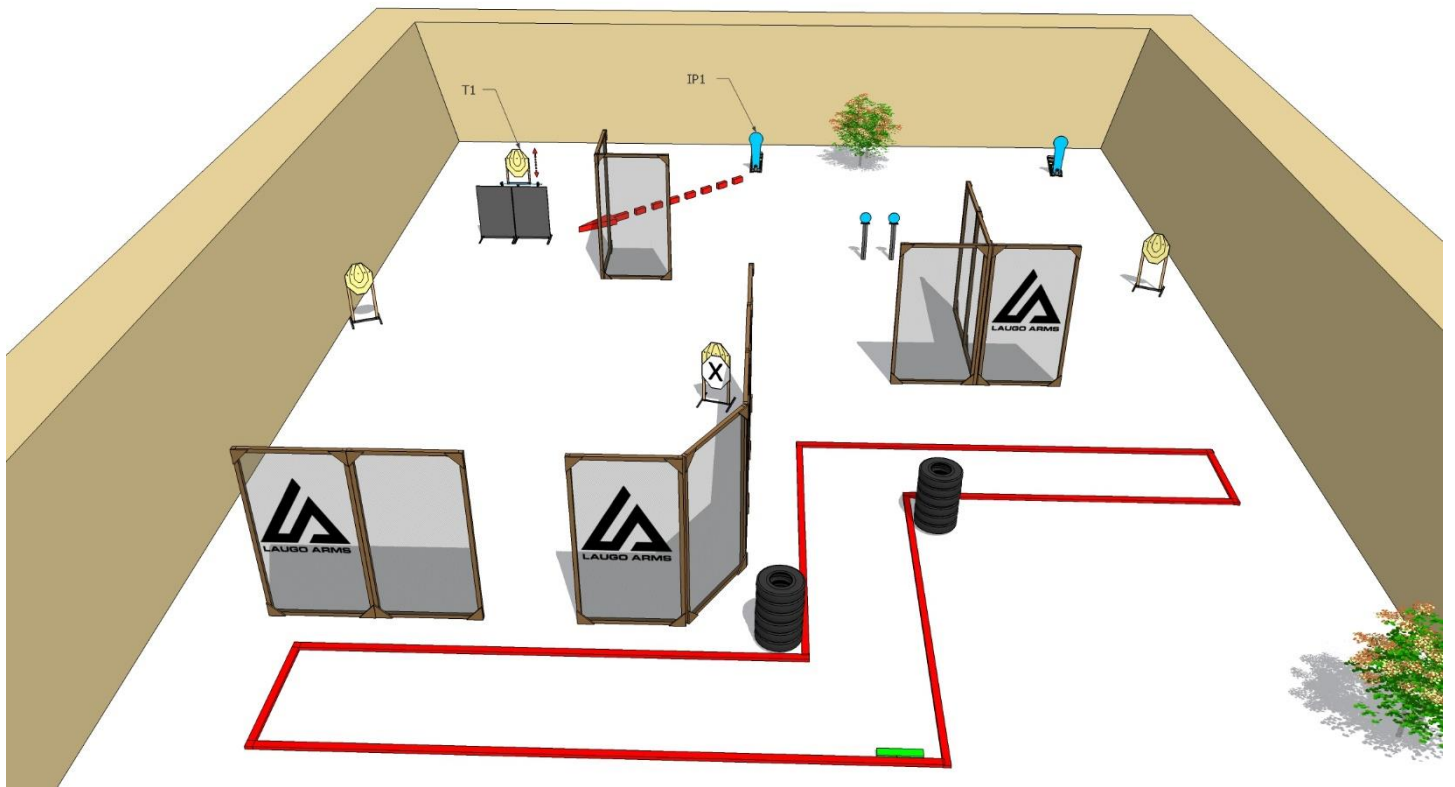
Stage 27

Targets:	12 IPSC Targets, 6 IPSC poppers, 2 IPSC Metal plate
Number of rounds to be scored:	32
Start position:	Standing at marks as RO demonstrated
Handgun Ready Condition:	
Time starts:	Audible
Procedure:	After start signal engage all the targets from designated area. IP1 activate target T1. All moving targets stays visible at end of their movement
Safety angles:	90 degrees left/right and top of the backstop



Stage 28

Targets:	4 IPSC Targets, 2 IPSC poppers, 2 IPSC metal plates
Number of rounds to be scored:	12
Start position:	Standing at marks as RO demonstrated
Handgun Ready Condition:	
Time starts:	Audible
Procedure:	After start signal engage all the targets from designated area. IP1 activate target T1. All moving targets stays visible at end of their movement
Safety angles:	90 degrees left/right and top of the backstop



Stage 29

Targets:	12 IPSC Targets, 4 IPSC popper, 1 IPSC metal plate
Number of rounds to be scored:	29
Start position:	Standing anywhere within designated area
Handgun Ready Condition:	
Time starts:	Audible
Procedure:	After start signal engage all the targets from designated area. IP1 activate target MP1. IP2 activate T2. All moving targets stays visible at end of their movement
Safety angles:	90 degrees left/right and top of the backstop



Stage 30

Targets:	5 IPSC Targets, 2 IPSC poppers
Number of rounds to be scored:	12
Start position:	Standing anywhere within designated area
Handgun Ready Condition:	
Time starts:	Audible
Procedure:	After start signal engage all the targets from designated area. IP1 activate target T1.
Safety angles:	90 degrees left/right and top of the backstop

